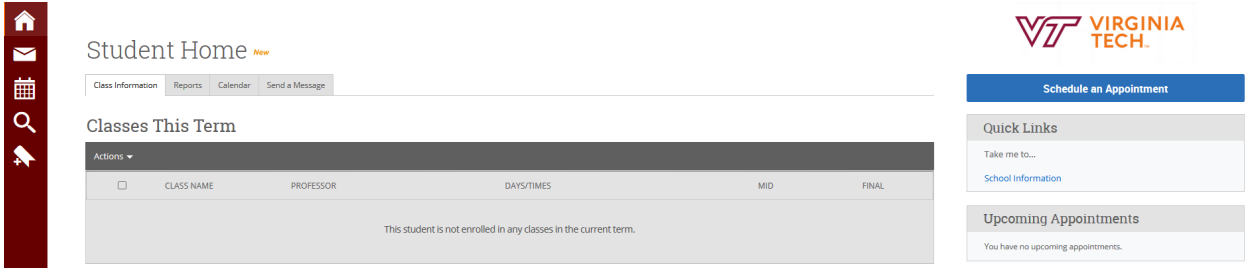


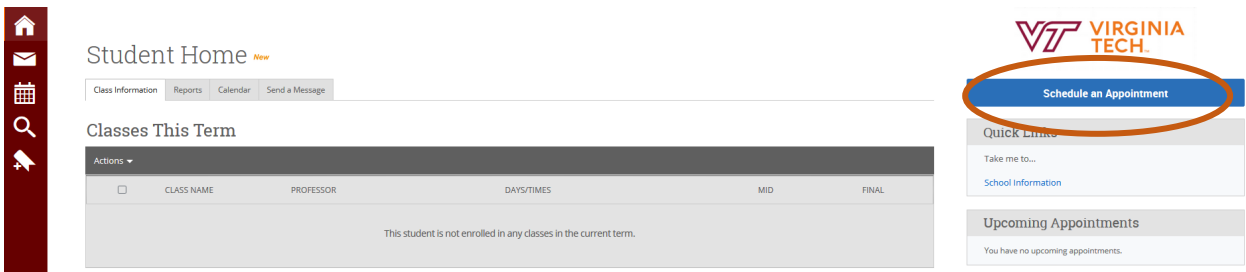
How do I schedule an appointment with an advisor whose program I am interested in?

Virginia Tech is excited to offer online appointment scheduling with your undergraduate academic advisor through Navigate.

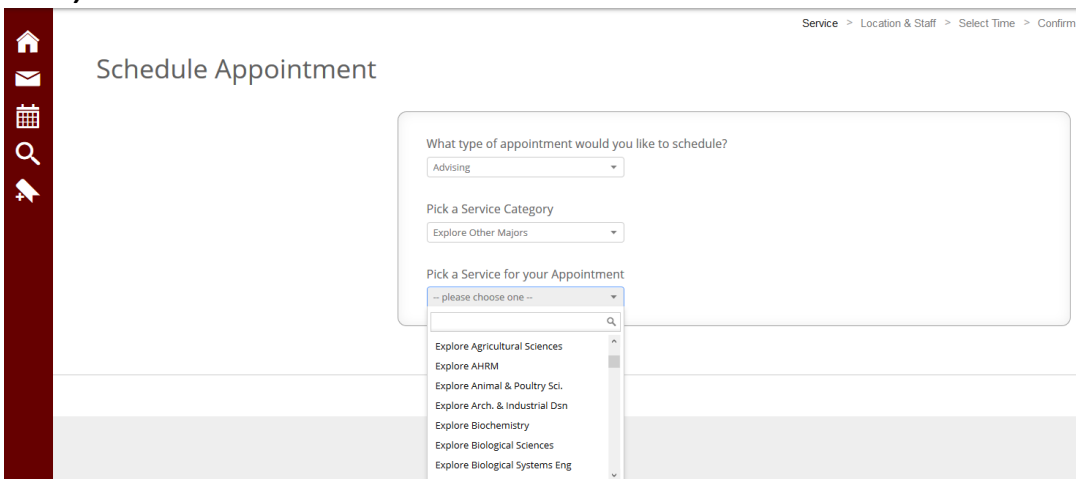
1. Visit vt.campus.eab.com and sign-in using 2-factor authentication.
2. Once in the platform you will see a screen similar to this:



3. To schedule an appointment with an advisor for a major/program you are interested in, click on **Schedule an Appointment**.



4. Follow the prompts to schedule an advising appointment by first selecting Advising, then **Explore Other Majors**, and then **Explore _____ (choose the major/program you are interested in)**.



You will then pick the building location, and then the advisor(s) who have current availability for this reason. You should then see their availability and be able to sign-up for an appointment.